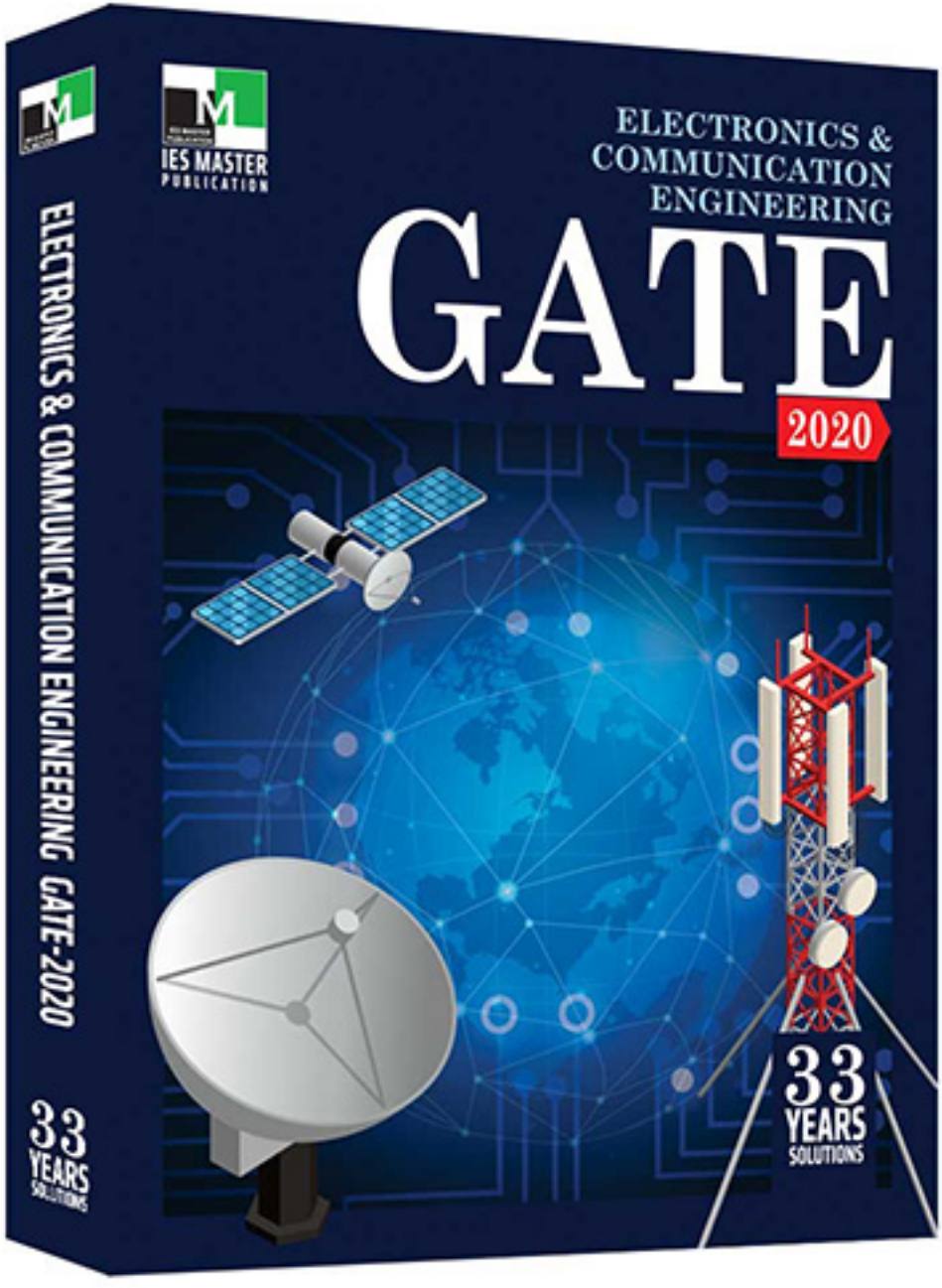
IES MASTER
PUBLICATION
ELECTRONICS &
COMMUNICATION
ENGINEERING
GATE
2020
33
YEARS
SOLUTIONS
ELECTRONICS & COMMUNICATION ENGINEERING GATE-2020
33
YEARS
SOLUTIONS

GATE SOLUTIONS

ELECTRONICS & COMMUNICATION ENGINEERING

1987-2019

IES MASTER PUBLICATION

Office: F-126, (Lower Basement), Katwaria Sarai, New Delhi-110 016
Phone: 011-26522064 ▪ **Mobile:** 81309 09220, 97118 53908
Email: info.publications@iesmaster.org, info@iesmaster.org
Web: iesmasterpublications.com, iesmaster.org

IES MASTER PUBLICATION

F-126, (Lower Basement), Katwaria Sarai, New Delhi-110016

Phone : 011-26522064, **Mobile :** 8130909220, 9711853908

E-mail : info.publications@iesmaster.org

Web : iesmasterpublications.com

First Edition : 2016

Second Edition : 2017

Third Edition : 2018

Fourth Edition : 2019

Typeset at : IES Master Publication, New Delhi-110016

PREFACE

The Graduate Aptitude Test in Engineering (GATE) is an All-India examination administered and conducted in eight zones across the country by the GATE Committee comprising of Faculty members from IISc, Bangalore and other seven IITs on behalf of the National Coordinating Board, Department of Education, Ministry of Human Resources Development.

The GATE score/rank is used for admissions to Post Graduate Programmes (ME, M.Tech, MS, direct PhD) in institutes like IIT and IISc, etc. with financial assistance offered by the Ministry of Human Resource Development. PSUs too use the GATE scores for recruiting candidates for various prestigious jobs with attractive remuneration.

The door to GATE exam is through previous year question papers. If you are able to solve question papers in access of 10 years, you are sure to clear the GATE exam, and open new vistas of career and learning.

The **Electronics & Communication Engineering GATE 2020** book from IES Master offers detailed topic-wise solutions for the past 33 years question papers. The emphasis is clearly on the understanding of concepts and building upon a holistic picture. So as you finish a topic, for instance, Basics of Network Analysis, you will find all the previous years' question papers with detailed explanation under that particular topic.

The approach has been to provide explanation in such a way that just by going through the solutions, students will be able to understand the basic concepts and will apply these concepts in solving other questions that might be asked in future exams.

Every care has been taken to bring an error-free book. However, comments, suggestions, and feedback for improvement in the future editions are most welcome.

IES Master Publication
New Delhi

CONTENT

UNIT-1 NETWORK THEORY

SYLLABUS

Network solution methods : nodal and mesh analysis; Network theorem; superposition, Thevenin and Norton's, maximum power transfer; Wye-Delta transformation; Steady state sinusoidal analysis using phasors; Time domain analysis of simple linear circuits; solution of network equations using Laplace transform; Frequency domain analysis of RLC circuits; Linear 2-port network parameters: driving point and transfer functions; State equations for network

CONTENTS

1 BASICS OF NETWORK ANALYSIS

1– Mark

1. A connection is made consisting of resistance A in series with a parallel combination of resistances B and C. Three resistors of the value 10Ω, 5Ω, 2Ω are provided. Consider all possible permutations of the given resistors into the positions A, B, C, and identify the configurations with maximum possible overall resistance, and also the ones with minimum possible overall resistance. The ratio of maximum to minimum value of the resistances (upto second decimal place) is _____

[GATE-2017]

2. In the network shown in the figure, all resistors are identical with $R = 300\Omega$. The resistance R_{ab} (in Ω) of the network is _____.

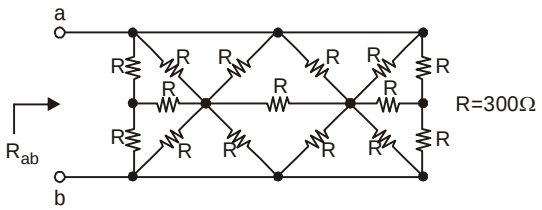

[GATE-2015]

3. In the given circuit, the values of V_1 and V_2 respectively are

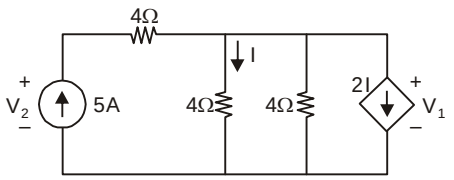

(a) 5V, 25V (b) 10V, 30V

(c) 15V, 35V (d) 0V, 20V

[GATE-2015]

4. In the circuit shown, the switch SW is thrown from position A to position B at time t = 0. The energy (in μJ) taken from the 3V source to charge the 0.1 μF capacitor from 0V to 3V is

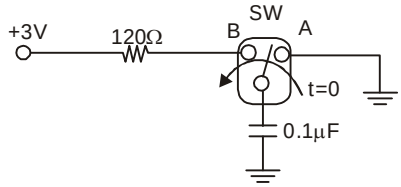

(a) 0.3 (b) 0.45

(c) 0.9 (d) 3

[GATE-2015]

5. In the circuit shown, the average value of the voltage V_{ab} (in Volts) in steady state condition is _____

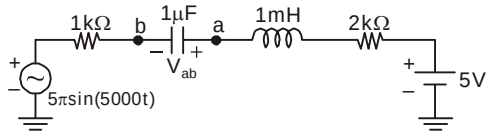

[GATE-2015]

6. At very high frequencies, the peak output voltage V_0(in Volts) is _____

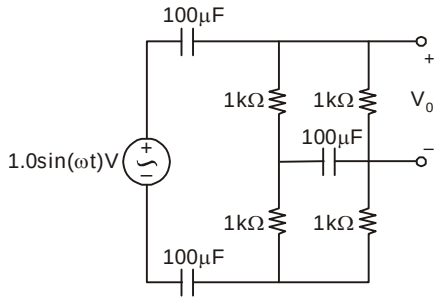

[GATE-2015]

7. In the circuit shown, the voltage V_x (in Volts) is _____

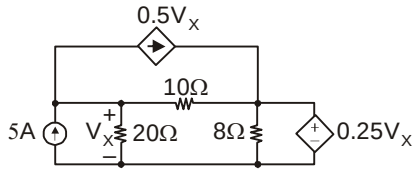

[GATE-2015]

8. The magnitude of current (in mA) through the resistor R_2 in the figure shown is ____.

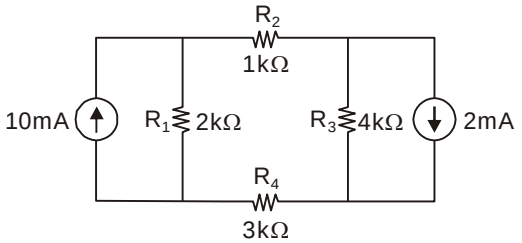

[GATE-2014]

9. Consider the configuration in the figure which is a portion of a larger electrical network.

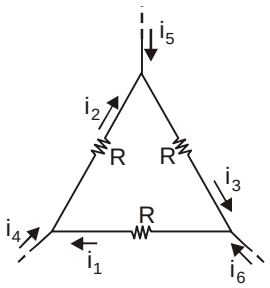

For $R = 1\Omega$ and currents $i_1 = 2A$, $i_4 = -1$ A, $i_5 = -4$A, which one of the following is TRUE ?

(a) i_6 = 5 A

(b) i_3 = –4A

(c) Data is sufficient to conclude that the supposed currents are impossible.

(d) Data is insufficient to identify the currents i_2, i_3 and i_6.

[GATE-2014]

10. In the figure shown, the value of the current I (in Amperes) is _____.

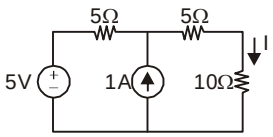

[GATE-2014]

11. The circuit shown in the figure represents a

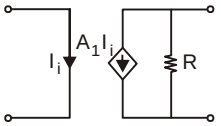

(a) voltage controlled voltage source

(b) voltage controlled current source

(c) current controlled current source

(d) current controlled voltage source

[GATE-2014]

12. Consider a delta connection of resistors and its equivalent star connection as shown below. If all elements of the delta connection are scaled by a factor k, k > 0, the elements of the corresponding star equivalent will be scaled by a factor of

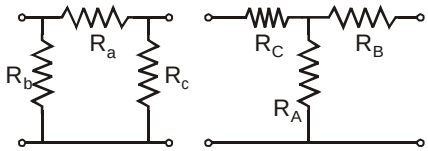

(a) k^2 (b) k

(c) 1/k (d) $\sqrt{k}$

[GATE-2013]

13. The average power delivered to an impedance $(4 - j3)\Omega$ by a current $5\cos(100\pi t + 100)$ A is

(a) 44.2 W (b) 50 W

(c) 62.5 W (d) 125 W

[GATE-2012]

14. The impedance looking into nodes 1 and 2 in the given circuit is

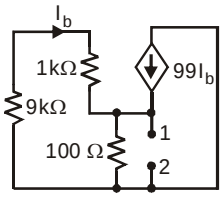

(a) 50Ω (b) 100Ω

(c) 5Ω (d) 10.1kΩ

[GATE-2012]

15. A fully charged mobile phone with a 12 V battery is good for a 10 minute talk-time. Assume that, during the talk-time, the battery delivers a constant current of a 2 A and its voltage drops linearly from 12 V to 10 V as shown in the figure. How much energy does the battery deliver during this talk-time?

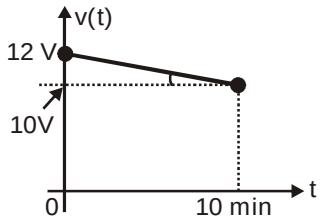

(a) 220 J (b) 12 kJ

(c) 13.2 kJ (d) 14.4 kJ

[GATE-2009]

16. In the interconnection of ideal sources shown in the figure, it is known that the 60 *V* source is

(a) –105 V (b) +105 V
(c) – 15 V (d) + 15 V

[GATE-1993]

3– Marks

1. In the circuit shown, the current i_D through the ideal diode (zero cut in voltage and zero forward resistance) equals

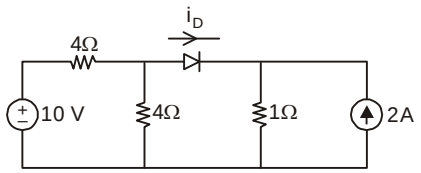

(a) 0 A (b) 4 A
(c) 1 A (d) None of the above

[GATE-1997]

5– Marks

1. Find the input resistance R_{in} of the infinite section resistive network shown in figure.

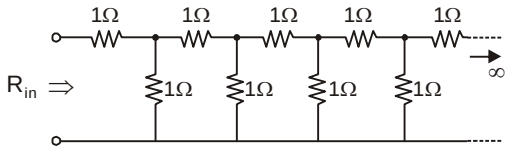

[GATE-1996]

ANSWER KEY

1 Mark

1. (2.14)
2. (100)
3. (a)
4. (c)
5. (5)
6. (0.5)
7. (8)
8. (2.8)
9. (a)
10. (0.5)
11. (c)
12. (b)
13. (b)
14. (a)
15. (c)
16. (a)
17. (d)
18. (a)
19. (c)
20. (a)
21. (d)
22. (a)
23. (b)
24. (c)
25. (b)
26. (a)
27. (d)
28. (a)
29. (d)
30. (a & d)

2 Marks

1. (8.00)
2. (a)
3. (1)
4. (d)
5. (5)
6. (–1A)
7. (1.5)
8. (20)
9. (29.09)
10. (2.504)
11. (10)
12. (0.4083)
13. (2.618)
14. (c)
15. (d)
16. (c)
17. (a)
18. (a)
19. (c)
20. (b)
21. (a)
22. (None of these)
23. (d)
24. (d)
25. (d)
26. (d)
27. (b)
28. (b)
29. (d)
30. (a)

3 Marks

1. (c)

Scan to Download

IES Master App

Pocket the Knowledge

As a maverick ESE/GATE platform, we embark upon being your learning partner, in your pursuit of excellence.

True to the likings of engineering students, here, information comes crisp, compact and exact, accompanied by myriad of illustrations that one's eyes can feast upon, and brain to exercise and hone its capabilities. We believe that illustrations speak louder than words; and figurines communicate faster than complex wordy pages.

As your eyeballs roll through the app, concepts on all topics – from Material Science to Currents, right from the ESE and GATE toppers - shall come alive before you.

In the swarm of devices based on touch-based, smart technology, IES Master App literally manifests its belief that a right 'touch' can change one's world.

GET IT ON Google Play

Features

- ✓ Daily updates
- ✓ Timely notifications
- ✓ On the fly bookmark of important notes and questions
- ✓ Practice questions on all topics
- ✓ Study materials - in the form of notes, quizzes and videos

Also visit @
iesmaster.org | iesmasterpublications.com

Like us on facebook /iesmaster01

Follow us on twitter /ies_master

Watch us on youtube /iesmaster01

Buy Online

amazon.com

Flipkart

snapdeal

https://iesmasterpublications.com

Civil Engineering

Mechanical Engineering

Electrical Engineering

IES MASTER PUBLICATION
F-126 (Lower Basement), Katwaria Sarai, New Delhi-110016
Phone : 011 26522064, **Mobile :** 97 1185 3908
E-mail : info.publications@iesmaster.org, info@iesmaster.org
Web : iesmasterpublications.com

₹ 800.00

ISBN 978-93-88283-47-5